
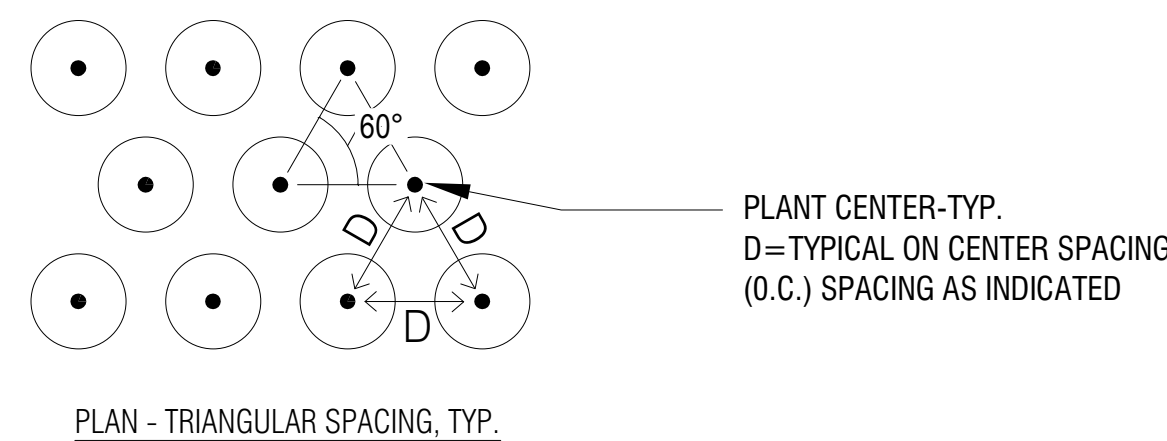
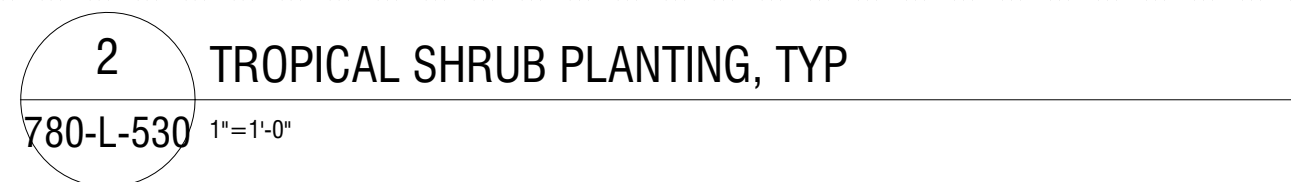


Diagram illustrating Plan - Triangular Spacing, Typ. (Typical). The diagram shows a central plant (represented by a dot) surrounded by three other plants (represented by dots) in a triangular arrangement. The angle between the lines connecting the central plant to the two adjacent plants is labeled 60°. A dimension line labeled 'D' indicates the typical on-center spacing (O.C.) between plants. A callout box defines 'PLANT CENTER-TYP.' and 'D=TYPICAL ON CENTER SPACING (O.C.) SPACING AS INDICATED'.



All drawing and written materials herein constitute original work of the architect and may only be duplicated with their written consent.

**DRC**  
PZ22-12000012  
12/18/2024